

COVID-19 Vaccination Progress: United States

Christine Hahn, MD
Idaho Division of Public Health
CVAC 1/22/2021



IDAHO DEPARTMENT OF
HEALTH & WELFARE

COVID-19 VACCINE ROLLOUT in the U.S.



The Washington Post
Democracy Dies in Darkness

Coronavirus Latest news U.S. map World map Vaccine tracker Symptoms Vaccine FAQ Coronavirus Living

D.C. Politics

All overweight D.C. residents will get priority for the coronavirus vaccine. Experts are skeptical.



U.S.

California Hits 3 Million Cases as Lower-Priority Vaccine Groups Face Months-Long Delays

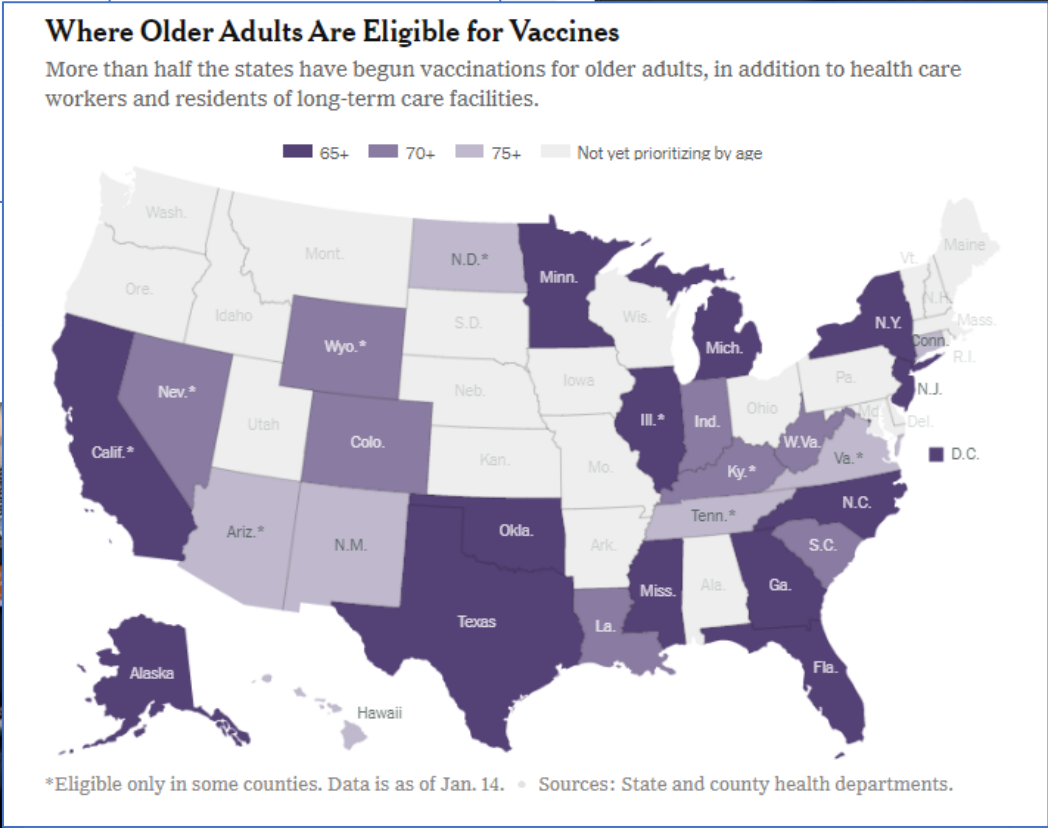
BY MEGHAN ROOS ON 1/21/21 AT 3:50 PM EST

Two new groups are now eligible to get the COVID-19 vaccine in Massachusetts

Read the full list, from dentists to school nurses to chiropractors.



First responders, including Foxborough Fire Chief Mike Kelleher, right, wait 15 minutes after receiving the Moderna vaccine at Gillette Stadium in Foxborough last week.
—Mark Stockwell / The Sun Chronicle via AP



BREAKING | Jan 21, 2021, 06:12pm EST

Florida Now Requiring Proof Of Residency For Covid Vaccine

Nicholas Reimann Forbes Staff Business
I'm a news reporter for Forbes, primarily covering the U.S. South.

TOPLINE The state of Florida will now require anyone getting a Covid vaccine there to prove they live in the state after a rash of “vaccine tourism” instances, where people would travel to Florida to get a shot, but there’s also concern the move will make it harder for the state’s large community of undocumented immigrants to access vaccines.





Coronavirus Disease 2019 (COVID-19)

CDC COVID Data Tracker

Maps, charts, and data provided by the CDC, updated daily by 8 pm ET [†]

- Case Trends ▾
- Vaccinations**
- County View ▾
- Laboratory ▾
- Global Cases and Deaths ▾
- Community Impact ▾
- Unique Populations ▾
- COVID-19 Home

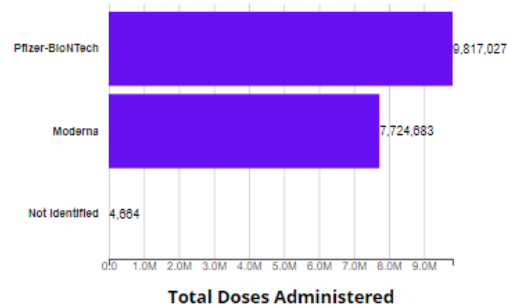
COVID-19 Vaccinations in the United States

Overall US COVID-19 Vaccine Distribution and Administration

Total Doses Distributed	Total Doses Administered	Number of People Receiving 1 or More Doses	Number of People Receiving 2 Doses
37,960,000	17,546,374	15,053,257	2,394,961

CDC | Updated: Jan 21 2021 As of 6:00am ET

U.S. COVID-19 Vaccine Administration by Vaccine Type



COVID-19 VACCINE LTCF Federal Pharmacy Partnership: Walgreens

4



Covid-19 Vaccine: Long-Term Care Facility Vaccination Efforts Breakdown

Data as of 1/19
Clinics through 1/19
Schedules through 1/19-1/26

	SNF					
	Activation Status	State Activation Date ⁽¹⁾	Assigned Facilities	Completed Clinics	Vaccines Administered	Additional Clinics Scheduled Over Next 7 Days (Inc. Today)
Alaska	Activated	12/28/2020	1	1	109	0
Alabama	Activated	12/28/2020	59	60	6,129	16
Arkansas	Activated	12/28/2020	50	50	3,137	8
Arizona	Activated	12/28/2020	60	63	6,081	10
California	Activated	12/28/2020	324	332	32,176	78
Chicago	Activated	12/28/2020	39	39	5,482	6
Colorado	Activated	12/28/2020	99	138	14,741	30
Connecticut	Activated	12/21/2020	25	34	4,816	7
District of Columbia	Activated	12/28/2020	4	3	218	0
Delaware	Activated	12/28/2020	16	16	1,978	6
Florida	Activated	12/21/2020	189	389	39,923	72
Georgia	Activated	12/28/2020	82	92	6,255	30
Hawaii	Activated	12/28/2020	18	15	1,882	3
Iowa	Activated	12/28/2020	188	142	12,928	56
Idaho	Activated	12/28/2020	53	45	2,797	15

ALF + Others					
Activation Status	State Activation Date ⁽¹⁾	Assigned Facilities	Completed Clinics	Vaccines Administered	Additional Clinics Scheduled Over Next 7 Days (Inc. Today)
Activated	12/28/2020	331	210	1,064	79
Activated	1/15/2021	98	31	1,321	46
Activated	12/28/2020	32	32	1,435	0
Activated	1/18/2021	845	41	1,182	194
Activated	1/11/2021	1,785	218	9,305	387
Activated	12/28/2020	152	35	3,633	40
Activated	1/4/2021	486	300	10,164	156
Activated	1/4/2021	161	28	2,263	33
Activated	12/28/2020	2	2	508	0
Activated	12/28/2020	12	12	932	1
Activated	1/11/2021	1,154	693	29,207	372
Activated	1/11/2021	181	31	1,301	73
Activated	12/28/2020	15	10	1,448	7
Activated	12/28/2020	480	165	7,569	166
Activated	12/28/2020	118	61	1,693	46



COVID-19 VACCINE LTCF Federal Pharmacy Partnership: CVS

5



POST 4PM ON WEEKDAYS: REFRESH BROWSER IF DATE BELOW IS NOT TODAY'S DATE

Data as of 1/21

Clinics through 1/20

Schedules 1/21 - 1/27

Skilled Nursing Facilities				
	Activation Date	Activated Facilities Partnered with CVS	Status of First Dose Clinics*	Total Vaccines Administered (Incl. 1st and 2nd Doses)
Total Nationwide		7822		1023615
Alabama	2020-12-28	101	Complete	12562
Alaska	2020-12-28	2	Complete	163
Arizona	2020-12-28	96	Complete	9109
Arkansas	2020-12-28	19	Complete	1284
California	2020-12-28	499	Complete 1/25	79452
Chicago	2020-12-28	30	Complete	5037
Colorado	2020-12-28	119	Complete	14984
Connecticut	2020-12-21	178	Complete	37984
Delaware	2020-12-28	32	Complete	4225
District of Columbia	2020-12-28	10	Complete	982
Florida	2020-12-21	484	Complete	72788
Georgia	2020-12-28	254	Complete	23759
Hawaii	2020-12-28	28	Complete 1/25	3874
Idaho	2020-12-28	18	Complete 1/25	539

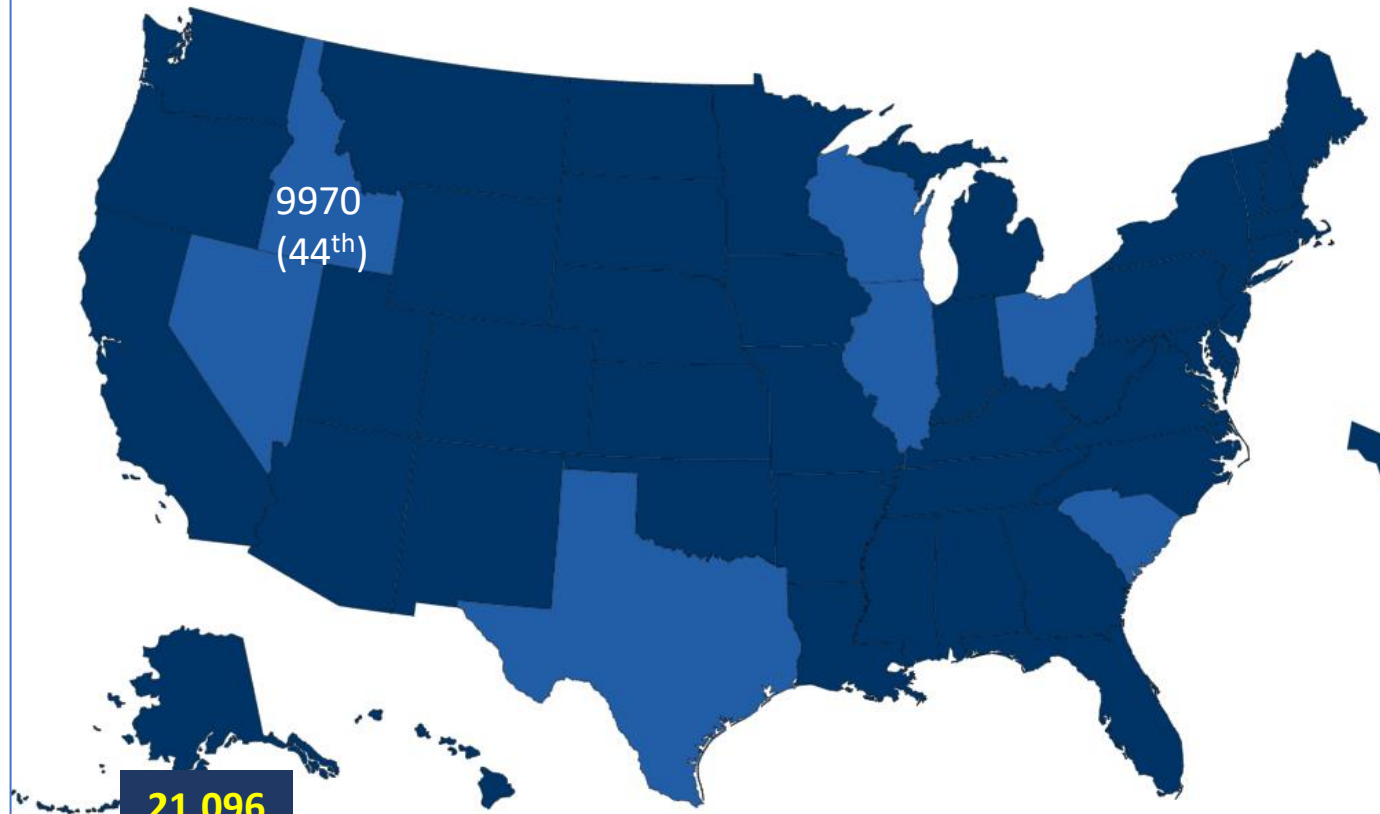
Assisted Living and Other Long Term Care Facilities					
Activation Status	Activation Date	Activated Facilities Partnered with CVS	Completed Clinics for First Dose	Vaccines Administered	Additional First Dose Clinics Scheduled Over Next 7 Days (incl. Today) in Activated Facilities
		37958	11655	476443	8238
Activated	2021-01-15	139	38	1638	47
Activated	2020-12-28	125	50	405	6
Activated	2021-01-18	845	109	3487	179
Activated	2020-12-28	26	25	1395	0
Activated	2021-01-11	14557	2400	67227	3621
Activated	2020-12-28	29	25	2190	4
Activated	2021-01-04	263	185	9459	32
Activated	2021-01-04	398	248	14673	48
Activated	2020-12-28	123	59	1408	32
Activated	2020-12-28	10	7	1035	0
Activated	2021-01-11	1583	990	36713	233
Activated	2021-01-11	390	217	9435	98
Activated	2020-12-28	17	15	1829	0
Activated	2020-12-28	43	24	1157	4

COVID-19 DISTRIBUTION

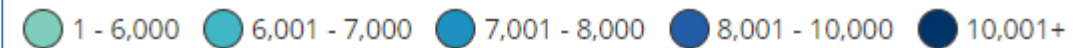
6



Total Doses Distributed Reported to the CDC by State/Territory and for Selected Federal Entities per 100,000 population



Total Doses Distributed per 100,000



Territories

GU AS RP FM MP PR MH VI

Federal Entities

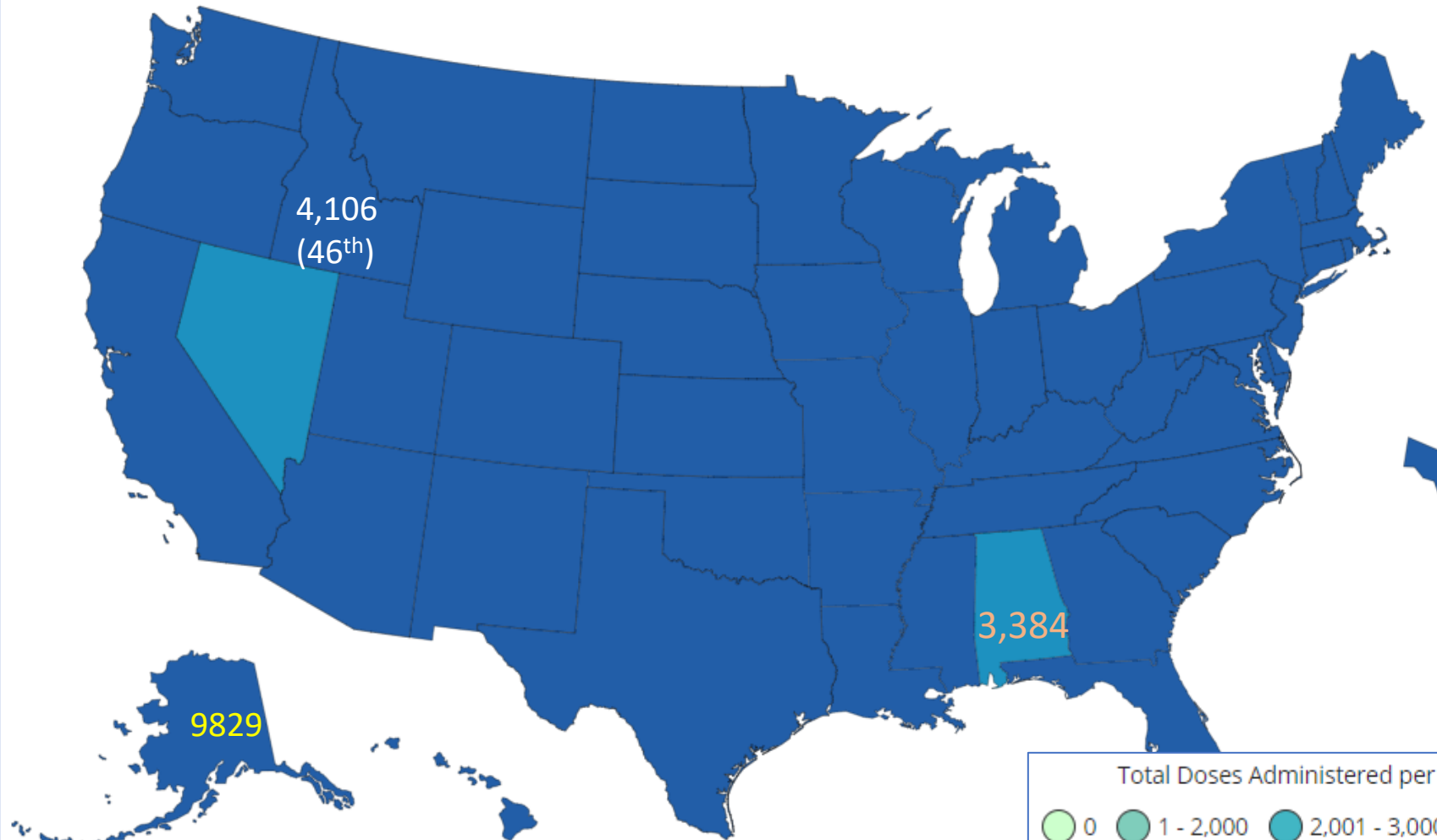
BoP DoD IHS VHA

COVID-19 DOSES ADMINISTERED

7



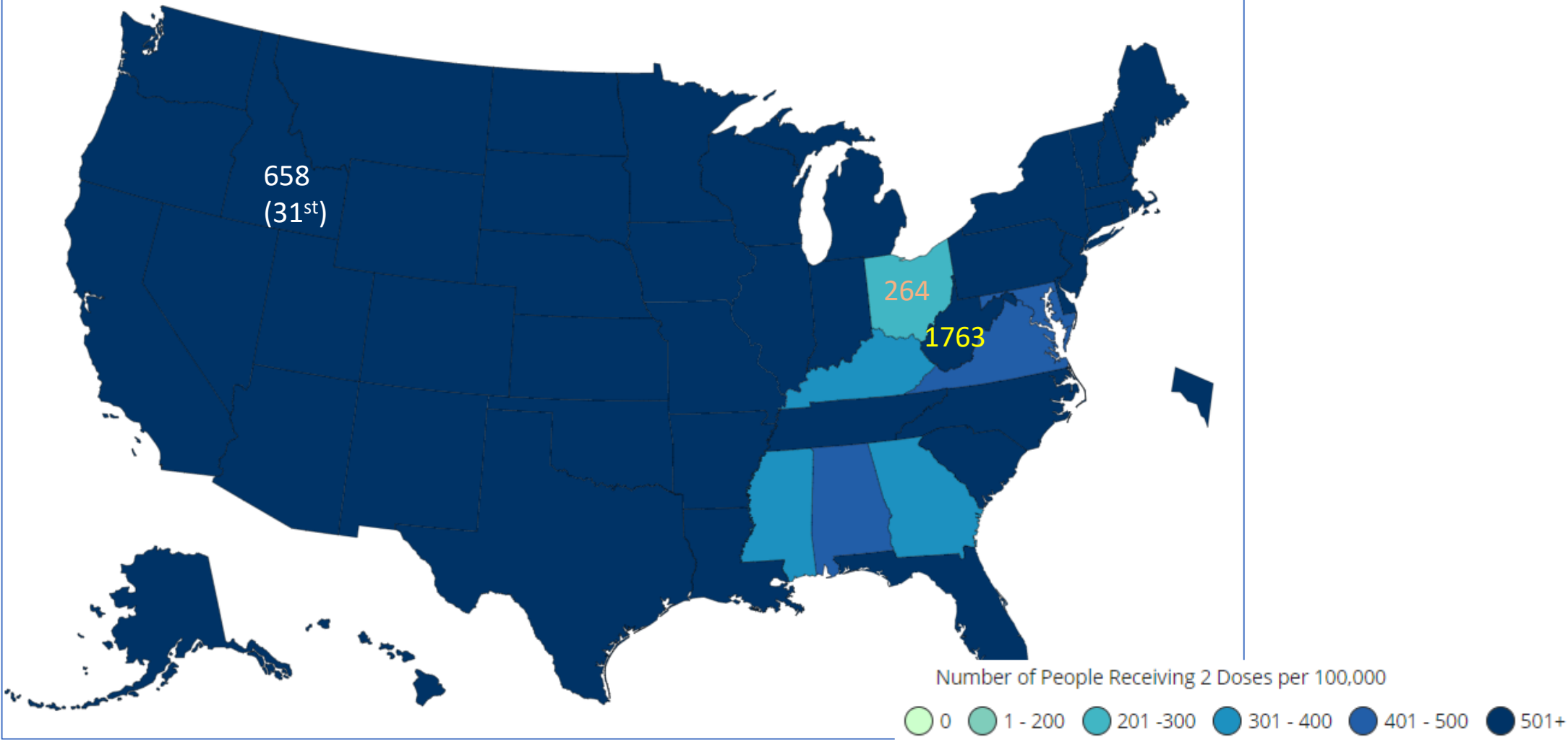
Total Doses Administered Reported to the CDC by State/Territory and for Selected Federal Entities per 100,000

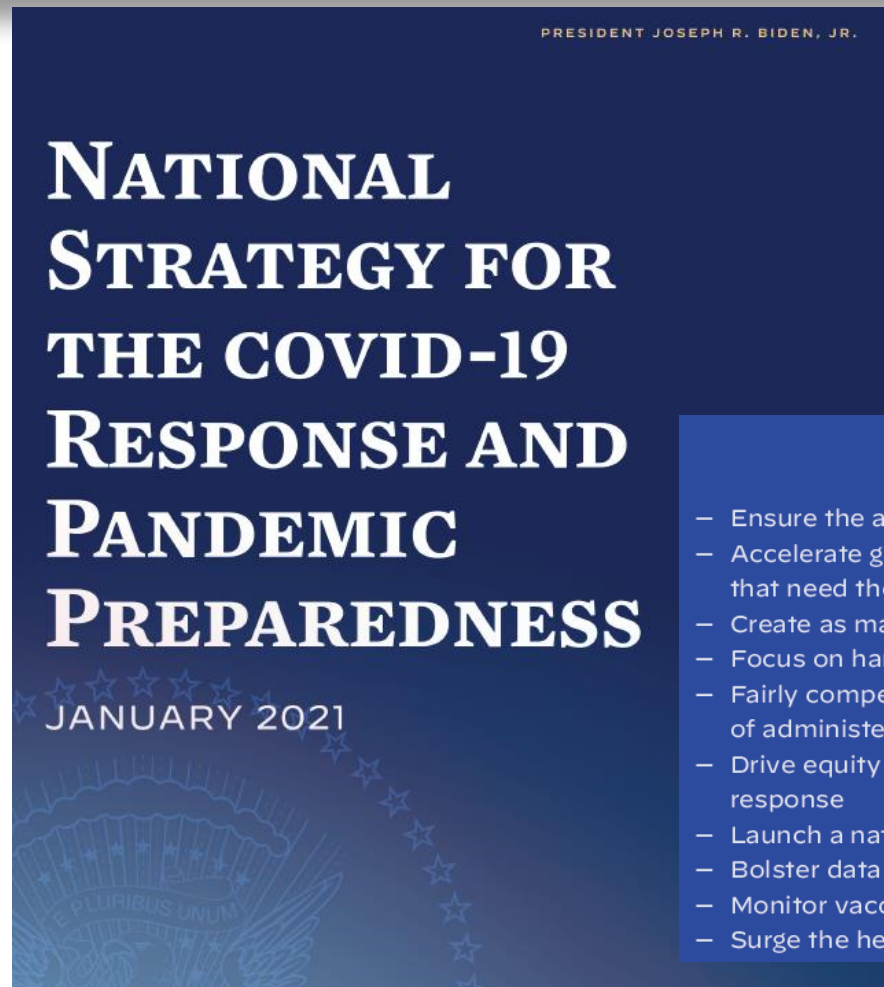


COVID-19: People with 2 doses per population



Number of People Receiving 2 Doses Reported to the CDC by State/Territory and for Selected Federal Entities Per 100,000





KEY ACTIONS

- Ensure the availability of safe, effective vaccines for the American public
- Accelerate getting shots into arms and get vaccines to the communities that need them most
- Create as many venues as needed for people to be vaccinated
- Focus on hard-to-reach and high-risk populations
- Fairly compensate providers, and states and local governments for the cost of administering vaccinations.
- Drive equity throughout the vaccination campaign and broader pandemic response
- Launch a national vaccinations public education campaign
- Bolster data systems and transparency for vaccinations
- Monitor vaccine safety and efficacy
- Surge the health care workforce to support the vaccination effort

<https://www.whitehouse.gov/wp-content/uploads/2021/01/National-Strategy-for-the-COVID-19-Response-and-Pandemic-Preparedness.pdf>

