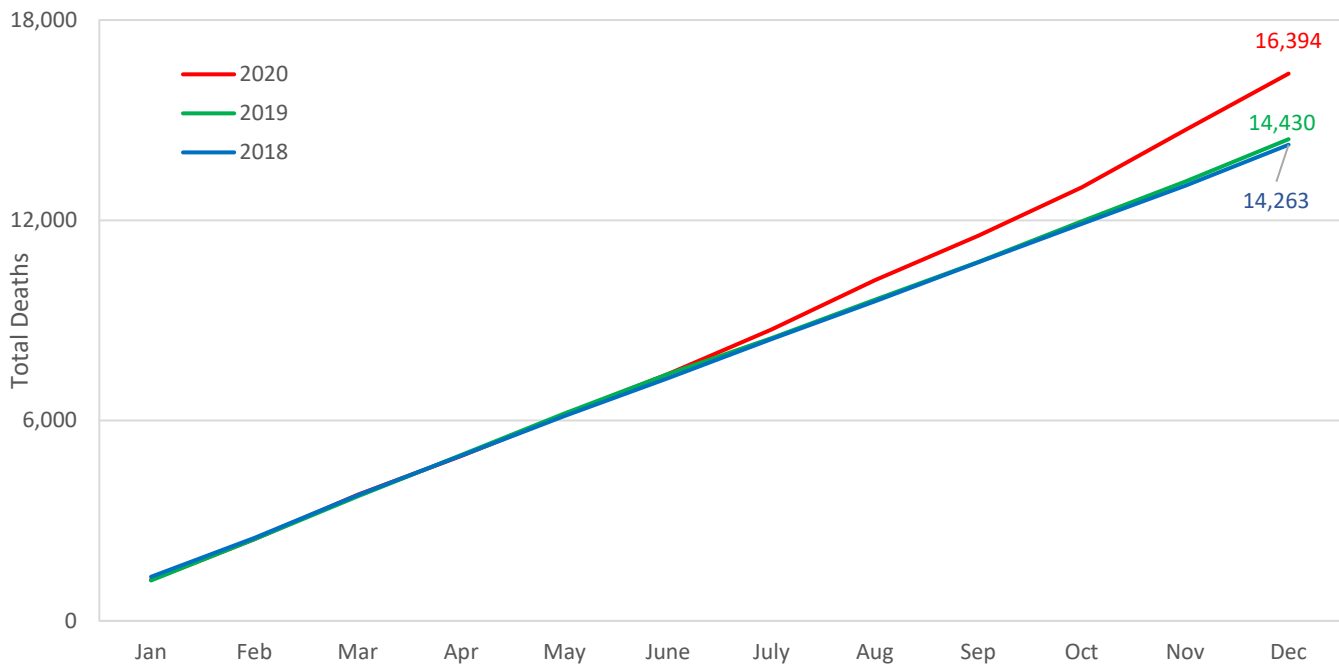


Total Deaths Among Idaho Residents

Cumulative Number of Deaths by Month for 2018 and 2019, and January 1 -December 31, 2020 (Preliminary)*



Total Deaths Among Idaho Residents by Month for 2018-2020 To-Date*

Year	Jan	Feb	Mar	Apr	May	June	July	Aug	Sep	Oct	Nov	Dec	Total
2020	1,231	1,219	1,325	1,169	1,233	1,222	1,332	1,470	1,339	1,445	1,714	1,695	16,394
2019	1,212	1,235	1,286	1,232	1,253	1,178	1,076	1,144	1,139	1,210	1,198	1,267	14,430
2018	1,322	1,164	1,283	1,185	1,183	1,137	1,165	1,133	1,174	1,144	1,139	1,234	14,263

Cumulative Total Deaths Among Idaho Residents by Month for 2018-2020 To-Date*

Year	Jan	Feb	Mar	Apr	May	June	July	Aug	Sep	Oct	Nov	Dec	Total
2020	1,231	2,450	3,775	4,944	6,177	7,399	8,731	10,201	11,540	12,985	14,699	16,394	16,394
2019	1,212	2,447	3,733	4,965	6,218	7,396	8,472	9,616	10,755	11,965	13,163	14,430	14,430
2018	1,322	2,486	3,769	4,954	6,137	7,274	8,439	9,572	10,746	11,890	13,029	14,263	14,263

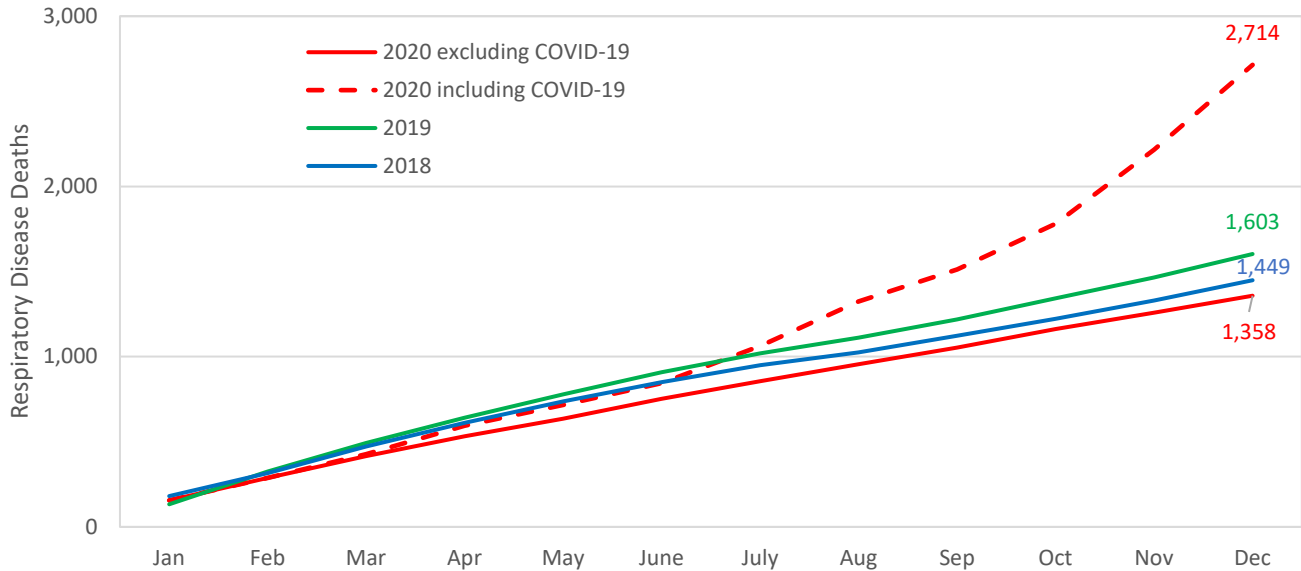
*Data for 2018 and 2019 are final; data for 2020 are preliminary and are subject to change daily. 2020 data are based on records filed as of 2/17/2021 for deaths in 2020. Not all death certificates for deaths occurring in 2020 have been filed with the Bureau of Vital Records and Health Statistics; therefore, the numbers of deaths by month in 2020 are under reported.

Deaths among Idaho residents include deaths which occurred in Idaho and out of state. Total deaths include deaths with known cause of death plus deaths in which the cause of death is pending.

Source: Bureau of Vital Records and Health Statistics (BVRHS); Division of Public Health; Idaho Department of Health and Welfare.

Date issued: 2/22/2021 for deaths filed and processes by BVRHS as of 2/22/2021.

Respiratory Disease Deaths (Including and Excluding COVID-19 Deaths) Among Idaho Residents
 Cumulative Number of Deaths by Month for 2018 and 2019, and January 1 - December 31, 2020 (Preliminary)*



Respiratory Disease Deaths (Including and Excluding COVID-19) Among Idaho Residents by Month for 2018-2020 To-Date*

Year	Jan	Feb	Mar	Apr	May	June	July	Aug	Sep	Oct	Nov	Dec	Total
2020-	156	132	128	117	102	118	103	100	97	110	96	99	1,358
2020+	156	132	140	166	123	128	217	262	188	269	435	498	2,714
2019	133	192	168	148	137	131	110	93	106	124	124	137	1,603
2018	181	136	156	139	125	113	99	77	96	100	107	120	1,449

Cumulative Respiratory Disease Deaths (including and Excluding COVID-19) Among Idaho Residents by Month for 2018-2020 To-Date*

Year	Jan	Feb	Mar	Apr	May	June	July	Aug	Sep	Oct	Nov	Dec	Total
2020-	156	288	416	533	635	753	856	956	1,053	1,163	1,259	1,358	1,358
2020+	156	288	428	594	717	845	1,062	1,324	1,512	1,781	2,216	2,714	2,714
2019	133	325	493	641	778	909	1,019	1,112	1,218	1,342	1,466	1,603	1,603
2018	181	317	473	612	737	850	949	1,026	1,122	1,222	1,329	1,449	1,449

*Data for 2018 and 2019 are final; data for 2020 are preliminary and are subject to change daily. NA: not available.

2020- : Respiratory disease deaths excluding COVID-19 underlying cause of death.

2020+ : Respiratory disease deaths including COVID-19 underlying cause of death.

Deaths occurring among Idaho residents may have occurred in Idaho or out of state. Respiratory disease including COVID-19 deaths are based on deaths in which a reparatory disease including COVID-19 was the underlying cause of death. Respiratory disease excluding COVID-19 deaths are based on deaths in which a respiratory disease excluding COVID-19 was the underlying cause of death.

The underlying cause of death is the defined as the disease or injury that initiated the events resulting in death. COVID-19 deaths are based on deaths in which the underlying cause of death was COVID-19. COVID-19 deaths based on the underlying cause of death are a subset of COVID-19 related deaths that are shown on Idaho's coronavirus.idaho.gov website, and therefore, will not match the mortality counts on the website. COVID-19 related deaths are deaths in which the person died from COVID-19 or the person died from another cause, and COVID-19 was reported to contribute to the person's death.

Respiratory diseases and their International Classification of Diseases, Tenth Revision (ICD-10) codes are: Influenza and Pneumonia (J09-J18), Chronic lower respiratory diseases (J40-J47), Adult respiratory distress syndrome (J80), Respiratory failure (J96), Respiratory arrest (R09.2), other diseases of the respiratory system (J00-J06, J20-J39, J60-J70, J81-J86, J90-J95, J97-J99, and U04), and COVID-19 (U07.1).

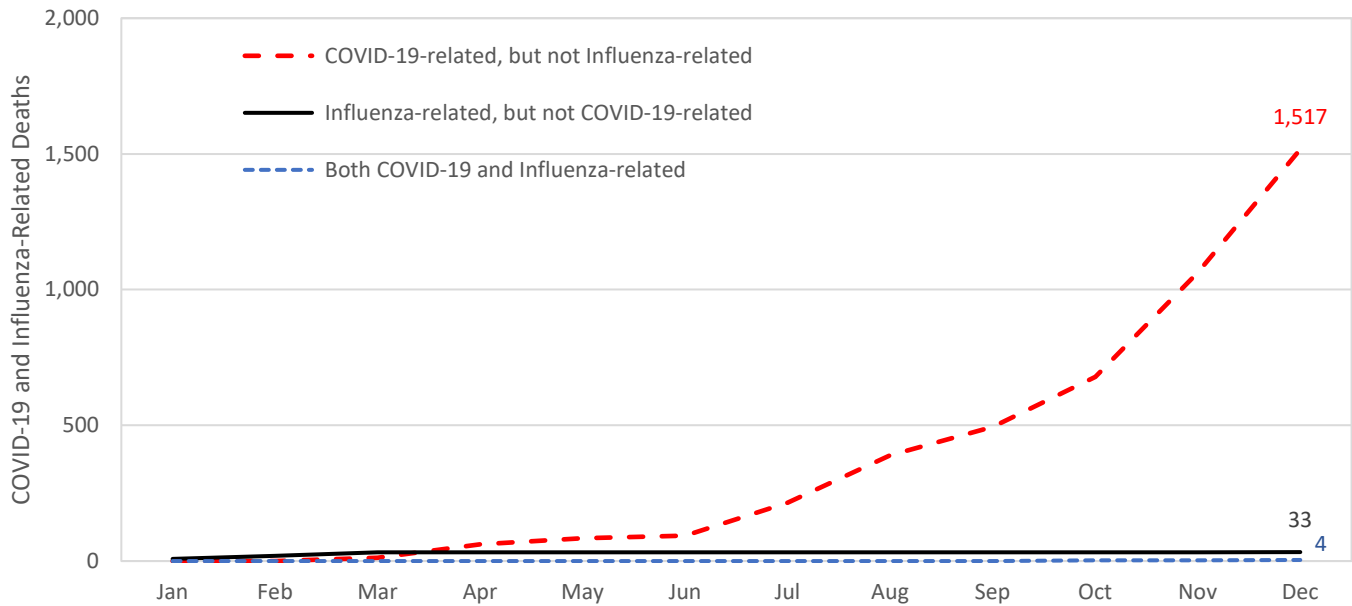
It is important to note there is lag in time between when the death occurred and when the death certificate is completed, submitted by the state to the National Center for Health Statistics (NCHS) to be processed for underlying cause of death, and returned to the state for reporting purposes. Approximately 1% of records in 2020 are pending the underlying cause of death.

Source: Bureau of Vital Records and Health Statistics (BVRHS); Division of Public Health; Idaho Department of Health and Welfare.

Date issued: 2/22/2021 for deaths filed and processes by BVRHS as of 2/22/2021.

COVID-19-Related Deaths, Influenza-Related Deaths and Both COVID-19 and Influenza-Related Deaths Among Idaho Residents

Cumulative Number of Deaths by Month January 1 - December 31, 2020 (Preliminary)*



Total COVID-19- Related, Influenza-Related, and Both COVID-19 and Influenza-Related Deaths by Month in 2020*

	Jan	Feb	Mar	Apr	May	Jun	Jul	Aug	Sep	Oct	Nov	Dec	Total
COVID-19 ¹	0	0	12	50	22	10	121	174	105	184	385	454	1,517
Influenza ²	8	11	13	0	0	0	0	0	0	0	0	1	33
Both ³	0	0	0	0	0	0	0	0	0	3	0	1	4

Cumulative COVID-19-Related, Influenza-Related and Both COVID-19 and Influenza-Related Deaths by Month in 2020 To-Date*

	Jan	Feb	Mar	Apr	May	Jun	Jul	Aug	Sep	Oct	Nov	Dec	Total
COVID-19 ¹	0	0	12	62	84	94	215	389	494	678	1,063	1,517	1,517
Influenza ²	8	19	32	32	32	32	32	32	32	32	32	33	33
Both ³	0	0	0	0	0	0	0	0	0	3	3	4	4

*Data for 2020 are preliminary and are subject to change daily. NA: not available.

The underlying cause of death is defined as the disease that initiated the events resulting in death; other conditions reported on the death certificate are either conditions resulting from the underlying cause or health conditions the person had which contributed to their death. The three categories of death shown in this graph are mutually exclusive.

1. COVID-19-related, but not Influenza-related deaths are deaths in which COVID-19 was the underlying cause of death or COVID-19 contributed to the person's death; Influenza was not the underlying cause of death, nor contributed to the person's death.
2. Influenza-related, but not COVID-19-related deaths are deaths in which Influenza was the underlying cause of death or Influenza contributed to the person's death; COVID-19 was not the underlying cause of death, nor contributed to the person's death.
3. Both COVID-19-related and Influenza-related deaths are deaths in which both COVID-19 and Influenza were reported on the death certificate as either the underlying cause of death or contributing to the person's death.

Note: deaths among Idaho residents may have occurred in Idaho or out of state. COVID-19-related deaths shown in this table will differ from COVID-19-related deaths shown on Idaho's coronavirus.idaho.gov website.

The International Classification of Diseases, Tenth Revision (ICD-10) codes are: Influenza are (J09-J11), and COVID-19 (U07.1).

It is important to note there is lag in time between when the death occurred and when the death certificate is completed, submitted by the state to the National Center for Health Statistics (NCHS) to be processed for underlying cause of death, and returned to the state for reporting purposes. Approximately 1% of records in 2020 are in the process of being coded for the underlying cause of death.

Source: Bureau of Vital Records and Health Statistics (BVRHS); Division of Public Health; Idaho Department of Health and Welfare.

Date issued: 2/22/2021 for deaths filed and processes by BVRHS as of 2/22/2021.

COVID-19 Deaths Among Idaho Residents From January 1 - December 31, 2020¹ Preliminary
Health Conditions² Reported as Significant Conditions Contributing to the Death

Total Deaths with COVID-19 listed as the Underlying Cause of Death:	1,356	
Conditions Contributing To COVID-19 Deaths Listed on the Death Certificate ²	Number Reported	Percent of COVID-19 Deaths
Heart disease	290	21.4%
Hypertension and Hypertensive renal disease	217	16.0%
Diabetes	200	14.7%
Kidney disease (End stage renal disease)	151	11.1%
Vascular and undetermined dementia	139	10.3%
Chronic lower respiratory diseases (or COPD)	128	9.4%
Malignant neoplasms (Cancer)	67	4.9%
Obesity	61	4.5%
Alzheimer's Disease	58	4.3%
Cerebrovascular disease (Stroke)	53	3.9%
Pneumonia	27	2.0%
Septicemia	23	1.7%
Parkinson's Disease	18	1.3%
Chronic liver disease and cirrhosis	9	0.7%
No other condition reported on death certificate as contributing to the cause of death	358	26.4%

Note that multiple conditions contributing to the death can be listed on the death certificate.

Sample interpretation: Heart disease was a contributing factor for 21.46 percent of deaths in which COVID-19 was the underlying cause of death.

1. COVID-19 deaths are deaths in which COVID-19 was the underlying cause of death. The underlying cause of death is defined as the disease or injury that initiated the events resulting in death. COVID-19 deaths are based on deaths in which the underlying cause of death was COVID-19. COVID-19 deaths based on the underlying cause of death are a subset of COVID-19 related deaths that are shown on Idaho's coronavirus.idaho.gov website, and therefore, will not match the mortality counts on the website. The number of COVID-19 deaths in this table do not include deaths from other diseases in which COVID-19 was reported on the death certificate as contributing to the person's death.

2. There are two sections of the "Cause of death" portion of the death certificate. PART I is where the chain of events resulting in death such as diseases, injuries, or complications are reported; Part II is where other significant conditions contributing to the death, but not resulting in the underlying cause of death given in PART I are reported. These are typically other conditions the person had prior to contracting the disease or incurring the injury that caused the person's death reported in PART I.

Not shown in this table are diseases and conditions reported in Part I of the Cause-of-death section which resulted from or the consequence of deaths in which COVID-19 was the underlying cause of death. Conditions such as pneumonia, hypoxia, and respiratory failure have been reported as consequences of COVID-19.

Data to-date are incomplete because of the lag in time between when the death occurred and when the death certificate is completed, submitted to National Center for Health Statistics (NCHS), processed and returned to the Idaho Bureau of Vital Records and Health Statistics for reporting purposes. As a result, the total number of COVID-19 deaths will not match data posted on the coronavirus.idaho.gov website.

Underlying cause of death and conditions contributing to the death were identified using the International Classification of Diseases, Tenth Revision (ICD-10). Deaths involving more than one condition (e.g., deaths involving both diabetes and heart disease) were counted in both totals. The numbers for different conditions should not be summated.

Source: Bureau of Vital Records and Health Statistics (BVRHS); Division of Public Health; Idaho Department of Health and Welfare.

Date issued: 2/22/2021 for deaths in 2020 filed with BVRHS as of 2/22/2021.

Deaths Among Idaho Residents, Total 2017-2019, and 2020 (Preliminary) by Leading Cause of Death
Rank, Number of Deaths, and Percent of Total Deaths Per Year

2017				2018			
Rank	Total	14,007	100%	Rank	Total	14,263	100%
1	Diseases of heart	3,085	22%	1	Diseases of heart	3,121	22%
2	Malignant neoplasms	3,015	22%	2	Malignant neoplasms	3,050	21%
3	diseases	925	7%	3	diseases	900	6%
4	Accident	878	6%	4	Accident	887	6%
5	Cerebrovascular diseases	722	5%	5	Cerebrovascular diseases	718	5%
6	Alzheimer's disease	673	5%	6	Alzheimer's disease	666	5%
Tied 7th	Diabetes mellitus	393	3%	7	Suicide	418	3%
	Suicide	393	3%	8	Diabetes mellitus	408	3%
9	Influenza and pneumonia	257	2%	9	cirrhosis	249	2%
10	Parkinson's disease	205	1%	10	Influenza and pneumonia	235	2%
	All other causes	3,461	25%		All other causes	3,611	25%

2019				2020 Preliminary			
Rank	Total	14,430	100%	Rank	Total	16,394	100%
1	Diseases of heart	3,061	21%	1	Diseases of heart	3,172	19%
2	Malignant neoplasms	2,928	20%	2	Malignant neoplasms	3,002	18%
3	diseases	993	7%	3	Covid-19*	1,356	8%
4	Accident	947	7%	4	Accident	931	6%
5	Cerebrovascular diseases	683	5%	5	diseases	864	5%
6	Alzheimer's disease	650	5%	6	Cerebrovascular diseases	770	5%
7	Diabetes mellitus	423	3%	7	Alzheimer's disease	749	5%
8	Suicide	365	3%	8	Diabetes mellitus	488	3%
9	cirrhosis	249	2%	9	Suicide	411	3%
10	Influenza and pneumonia	231	2%	10	cirrhosis	322	2%
	All other causes	3,900	27%		All other known causes Pending investigation or in process of being coded for underlying cause	4,206	26%
						123	1%

Data for 2017-2019 are final; data for 2020 are preliminary and are subject to change daily.

Leading causes of death are based on the underlying cause of death, which is the condition that began the chain of events that ultimately led to the person's death. It is important to note there is lag in time between when the death occurred and when the death certificate is completed, submitted to the National Center for Health Statistics (NCHS) to be processed for underlying cause of death, and returned to the state of occurrence for reporting purposes. Approximately 1% of records in 2020 are pending investigation or the underlying cause is in the process of being determined for analysis; these deaths may be Covid-19 or non-Covid-19.

***Covid-19 deaths in this table are based on deaths in which Covid-19 was the underlying cause of death. Covid-19 deaths in which Covid-19 was the underlying cause of death are a subset of Covid-19 related deaths which are shown on Idaho's coronavirus.idaho.gov website, and therefore, will not match the mortality counts on the website. Deaths in which Covid-19 was not the person's underlying cause of death, but Covid-19 was listed on the death certificate as contributing to the person's death, are excluded from the Covid-19 underlying cause count in this table, and are included in the total and the person's cause of death.**

Source: Bureau of Vital Records and Health Statistics; Division of Public Health; Idaho Department of Health and Welfare (deaths filed as of 2/22/2021).

Date Issued: 2/22/2021.