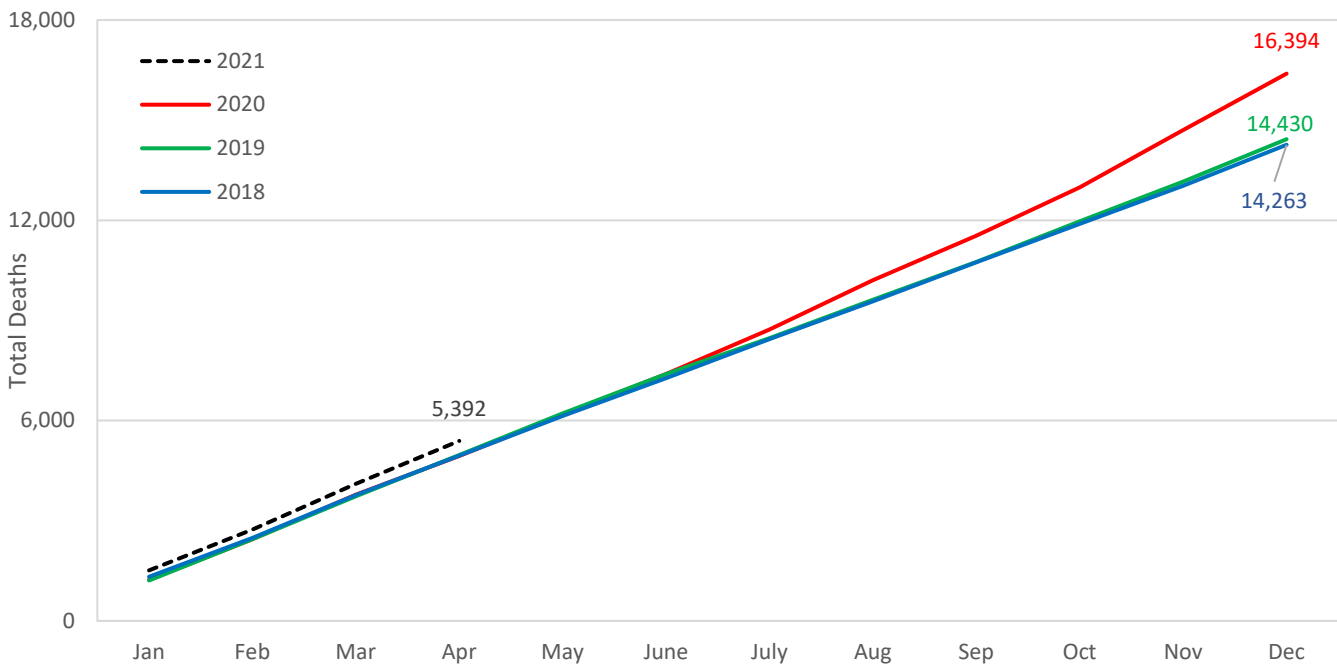


**Total Deaths Among Idaho Residents**  
 Cumulative Number of Deaths by Month for 2018, 2019, and 2020-2021 (Preliminary)\*



Total Deaths Among Idaho Residents by Month for 2018-2021 To-Date\*

Year	Jan	Feb	Mar	Apr	May	June	July	Aug	Sep	Oct	Nov	Dec	Total
2021	1,514	1,224	1,368	1,286									5,392
2020	1,231	1,219	1,325	1,169	1,233	1,222	1,332	1,470	1,339	1,446	1,712	1,696	16,394
2019	1,212	1,235	1,286	1,232	1,253	1,178	1,076	1,144	1,139	1,210	1,198	1,267	14,430
2018	1,322	1,164	1,283	1,185	1,183	1,137	1,165	1,133	1,174	1,144	1,139	1,234	14,263

Cumulative Total Deaths Among Idaho Residents by Month for 2018-2021 To-Date\*

Year	Jan	Feb	Mar	Apr	May	June	July	Aug	Sep	Oct	Nov	Dec	Total
2021	1,514	2,738	4,106	5,392									5,392
2020	1,231	2,450	3,775	4,944	6,177	7,399	8,731	10,201	11,540	12,986	14,698	16,394	16,394
2019	1,212	2,447	3,733	4,965	6,218	7,396	8,472	9,616	10,755	11,965	13,163	14,430	14,430
2018	1,322	2,486	3,769	4,954	6,137	7,274	8,439	9,572	10,746	11,890	13,029	14,263	14,263

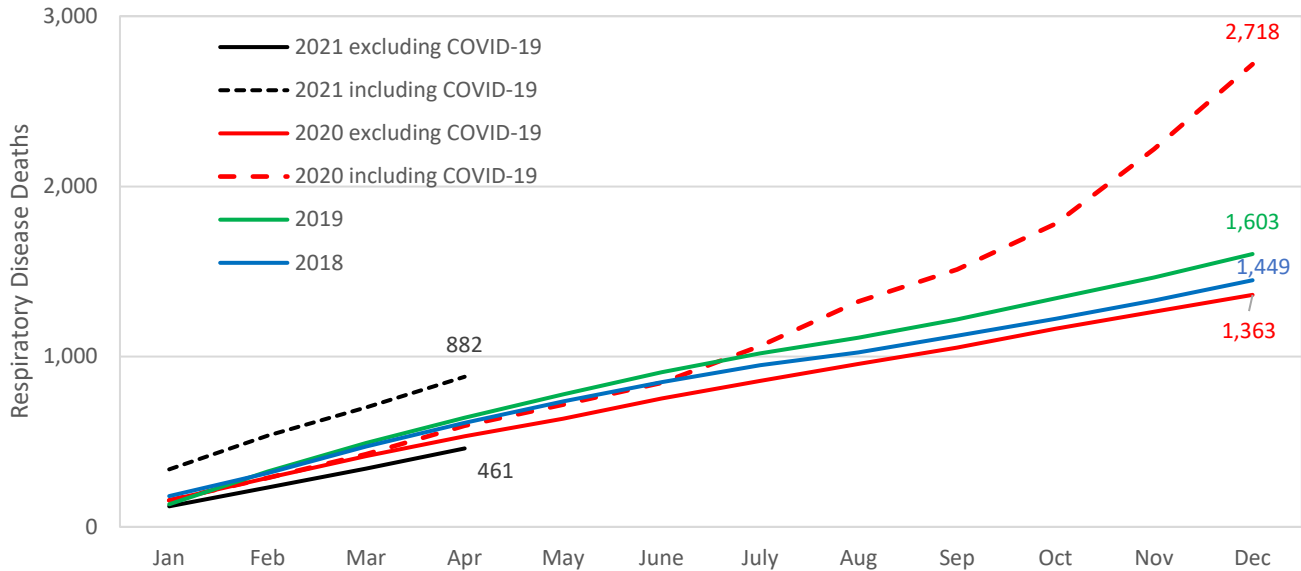
\*Data for 2018 and 2019 are final; data for 2020-2021 are preliminary and are subject to change. 2021 number of deaths are based on records filed as of 6/7/2021.

Deaths among Idaho residents include deaths which occurred in Idaho and out of state. Total deaths include deaths with known cause of death plus deaths in which the cause of death is pending.

Source: Bureau of Vital Records and Health Statistics (BVRHS); Division of Public Health; Idaho Department of Health and Welfare.

**Date issued: 6/11/2021.**

**Respiratory Disease Deaths (Including and Excluding COVID-19 Deaths) Among Idaho Residents**  
**Cumulative Number of Deaths by Month for 2018, 2019, and 2020-2021 (Preliminary)\***



Respiratory Disease Deaths (Including and Excluding COVID-19) Among Idaho Residents by Month for 2018-2021 To-Date\*

Year	Jan	Feb	Mar	Apr	May	June	July	Aug	Sep	Oct	Nov	Dec	Total
2021-	121	110	112	118									461
2021+	338	198	165	181									882
2020-	156	132	128	117	103	118	103	100	97	111	99	99	1,363
2020+	156	132	140	166	124	128	217	261	188	270	438	498	2,718
2019	133	192	168	148	137	131	110	93	106	124	124	137	1,603
2018	181	136	156	139	125	113	99	77	96	100	107	120	1,449

Cumulative Respiratory Disease Deaths (including and Excluding COVID-19) Among Idaho Residents by Month for 2018-2021 To-Date\*

Year	Jan	Feb	Mar	Apr	May	June	July	Aug	Sep	Oct	Nov	Dec	Total
2021-	121	231	343	461									461
2021+	338	536	701	882									882
2020-	156	288	416	533	636	754	857	957	1,054	1,165	1,264	1,363	1,363
2020+	156	288	428	594	718	846	1,063	1,324	1,512	1,782	2,220	2,718	2,718
2019	133	325	493	641	778	909	1,019	1,112	1,218	1,342	1,466	1,603	1,603
2018	181	317	473	612	737	850	949	1,026	1,122	1,222	1,329	1,449	1,449

\*Data for 2018 and 2019 are final; data for 2020 and 2021 are preliminary and are subject to change.

2020- and 2021-: Respiratory disease deaths excluding COVID-19 underlying cause of death.

2020+ and 2021+: Respiratory disease deaths including COVID-19 underlying cause of death.

Deaths occurring among Idaho residents may have occurred in Idaho or out of state. Respiratory disease including COVID-19 deaths are based on deaths in which a reparatory disease including COVID-19 was the underlying cause of death. Respiratory disease excluding COVID-19 deaths are based on deaths in which a respiratory disease excluding COVID-19 was the underlying cause of death.

The underlying cause of death is the defined as the disease or injury that initiated the events resulting in death. COVID-19 deaths are based on deaths in which the underlying cause of death was COVID-19. COVID-19 deaths based on the underlying cause of death are a subset of COVID-19 related deaths that are shown on Idaho's coronavirus.idaho.gov website, and therefore, will not match the mortality counts on the website. COVID-19 related deaths are deaths in which the person died from COVID-19 or the person died from another cause, and COVID-19 was reported to contribute to the person's death.

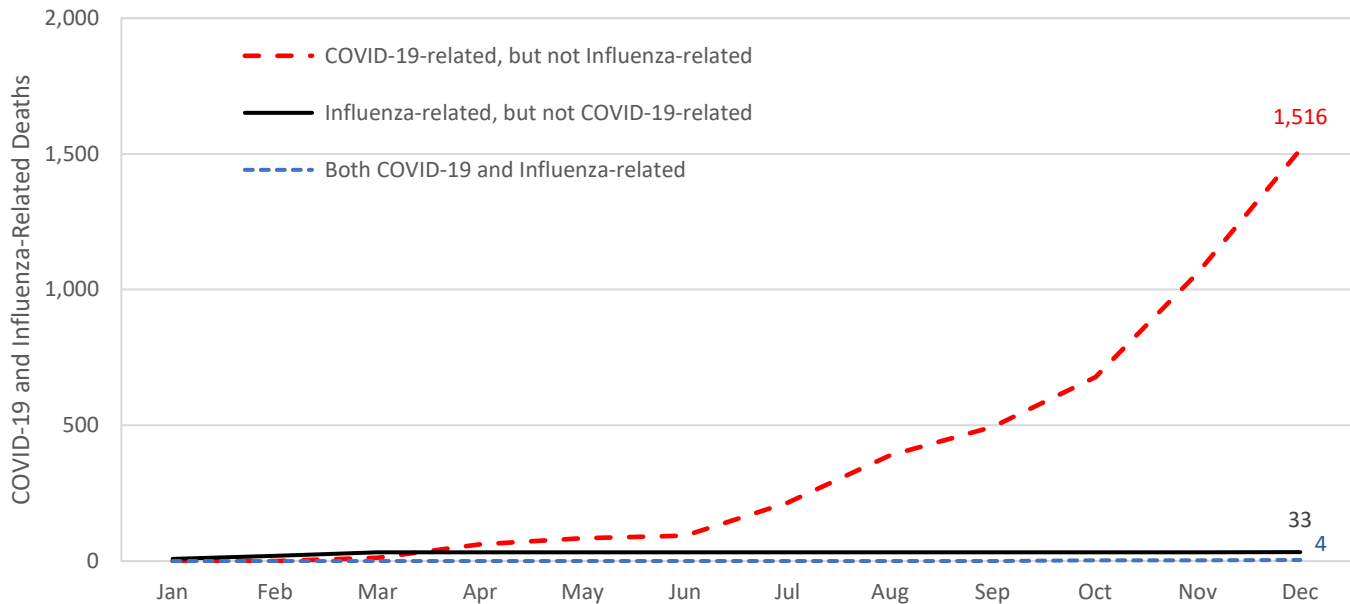
Respiratory diseases and their International Classification of Diseases, Tenth Revision (ICD-10) codes are: Influenza and Pneumonia (J09-J18), Chronic lower respiratory diseases (J40-J47), Adult respiratory distress syndrome (J80), Respiratory failure (J96), Respiratory arrest (R09.2), other diseases of the respiratory system (J00-J06, J20-J39, J60-J70, J81-J86, J90-J95, J97-J99, and U04), and COVID-19 (U07.1).

Source: Bureau of Vital Records and Health Statistics (BVRHS); Division of Public Health; Idaho Department of Health and Welfare.

**Date issued: 6/11/2021.**

**COVID-19-Related Deaths, Influenza-Related Deaths and Both COVID-19 and Influenza-Related Deaths  
Among Idaho Residents**

Cumulative Number of Deaths by Month 2020 (Preliminary)\*



Total COVID-19- Related, Influenza-Related, and Both COVID-19 and Influenza-Related Deaths by Month in 2020\*

	Jan	Feb	Mar	Apr	May	Jun	Jul	Aug	Sep	Oct	Nov	Dec	Total
COVID-19 <sup>1</sup>	0	0	12	50	22	10	121	174	105	183	385	454	1,516
Influenza <sup>2</sup>	8	11	13	0	0	0	0	0	0	0	0	1	33
Both <sup>3</sup>	0	0	0	0	0	0	0	0	0	3	0	1	4

Cumulative COVID-19-Related, Influenza-Related and Both COVID-19 and Influenza-Related Deaths by Month in 2020 To-Date\*

	Jan	Feb	Mar	Apr	May	Jun	Jul	Aug	Sep	Oct	Nov	Dec	Total
COVID-19 <sup>1</sup>	0	0	12	62	84	94	215	389	494	677	1,062	1,516	1,516
Influenza <sup>2</sup>	8	19	32	32	32	32	32	32	32	32	32	33	33
Both <sup>3</sup>	0	0	0	0	0	0	0	0	0	3	3	4	4

**\*Data for 2020 are preliminary and are subject to change.**

The underlying cause of death is defined as the disease that initiated the events resulting in death; other conditions reported on the death certificate are either conditions resulting from the underlying cause or health conditions the person had which contributed to their death. The three categories of death shown in this graph are mutually exclusive.

1. COVID-19-related, but not Influenza-related deaths are deaths in which COVID-19 was the underlying cause of death or COVID-19 contributed to the person's death; Influenza was not the underlying cause of death, nor contributed to the person's death.

2. Influenza-related, but not COVID-19-related deaths are deaths in which Influenza was the underlying cause of death or Influenza contributed to the person's death; COVID-19 was not the underlying cause of death, nor contributed to the person's death.

3. Both COVID-19-related and Influenza-related deaths are deaths in which both COVID-19 and Influenza were reported on the death certificate as either the underlying cause of death or contributing to the person's death.

Note: deaths among Idaho residents may have occurred in Idaho or out of state. COVID-19-related deaths shown in this table will differ from COVID-19-related deaths shown on Idaho's coronavirus.idaho.gov website.

The International Classification of Diseases, Tenth Revision (ICD-10) codes are: Influenza are (J09-J11), and COVID-19 (U07.1).

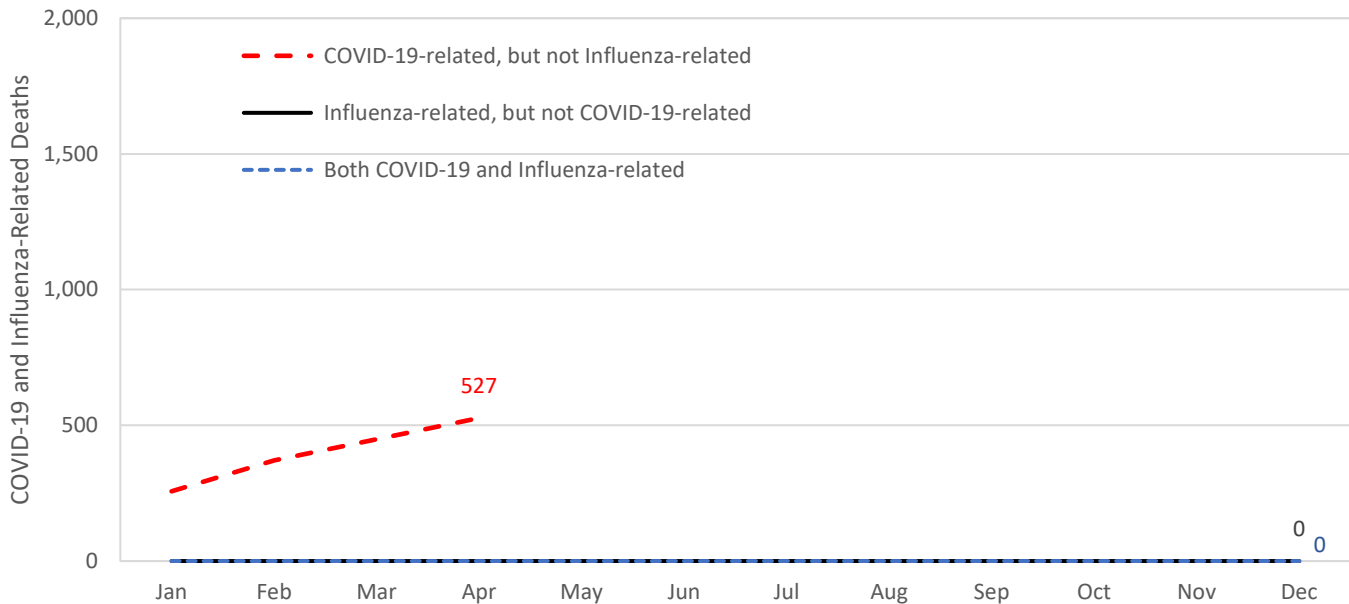
It is important to note there is lag in time between when the death occurred and when the death certificate is completed, submitted by the state to the National Center for Health Statistics (NCHS) to be processed for underlying cause of death, and returned to the state for reporting purposes.

Source: Bureau of Vital Records and Health Statistics (BVRHS); Division of Public Health; Idaho Department of Health and Welfare.

**Date issued: 6/8/2021.**

**COVID-19-Related Deaths, Influenza-Related Deaths and Both COVID-19 and Influenza-Related Deaths  
Among Idaho Residents**

Cumulative Number of Deaths by Month 2021 (Preliminary)\*



Total COVID-19- Related, Influenza-Related, and Both COVID-19 and Influenza-Related Deaths by Month in 2021\*

	Jan	Feb	Mar	Apr	May	Jun	Jul	Aug	Sep	Oct	Nov	Dec	Total
COVID-19 <sup>1</sup>	257	114	77	79									527
Influenza <sup>2</sup>	0	0	0	0									0
Both <sup>3</sup>	0	0	0	0									0

Cumulative COVID-19-Related, Influenza-Related and Both COVID-19 and Influenza-Related Deaths by Month in 2021 To-Date\*

	Jan	Feb	Mar	Apr	May	Jun	Jul	Aug	Sep	Oct	Nov	Dec	Total
COVID-19 <sup>1</sup>	257	371	448	527									527
Influenza <sup>2</sup>	0	0	0	0	0	0	0	0	0	0	0	0	0
Both <sup>3</sup>	0	0	0	0	0	0	0	0	0	0	0	0	0

**\*Data for 2021 are preliminary and are subject to change.**

The underlying cause of death is defined as the disease that initiated the events resulting in death; other conditions reported on the death certificate are either conditions resulting from the underlying cause or health conditions the person had which contributed to their death. The three categories of death shown in this graph are mutually exclusive.

1. COVID-19-related, but not Influenza-related deaths are deaths in which COVID-19 was the underlying cause of death or COVID-19 contributed to the person's death; Influenza was not the underlying cause of death, nor contributed to the person's death.
2. Influenza-related, but not COVID-19-related deaths are deaths in which Influenza was the underlying cause of death or Influenza contributed to the person's death; COVID-19 was not the underlying cause of death, nor contributed to the person's death.
3. Both COVID-19-related and Influenza-related deaths are deaths in which both COVID-19 and Influenza were reported on the death certificate as either the underlying cause of death or contributing to the person's death.

Note: deaths among Idaho residents may have occurred in Idaho or out of state. COVID-19-related deaths shown in this table will differ from COVID-19-related deaths shown on Idaho's coronavirus.idaho.gov website.

The International Classification of Diseases, Tenth Revision (ICD-10) codes are: Influenza are (J09-J11), and COVID-19 (U07.1).

It is important to note there is lag in time between when the death occurred and when the death certificate is completed, submitted by the state to the National Center for Health Statistics (NCHS) to be processed for underlying cause of death, and returned to the state for reporting purposes.

Source: Bureau of Vital Records and Health Statistics (BVRHS); Division of Public Health; Idaho Department of Health and Welfare.

**Date issued: 6/11/2021.**

Deaths Among Idaho Residents, Total 2018-2019, and 2020-2021 (Preliminary) by Leading Cause of Death  
Rank, Number of Deaths, and Percent of Total Deaths Per Year

2018				2019			
Rank	Total			Rank	Total		
		14,263	100%			14,430	100%
1	Diseases of heart	3,121	22%	1	Diseases of heart	3,061	21%
2	Malignant neoplasms	3,050	21%	2	Malignant neoplasms	2,928	20%
3	Chronic lower respiratory diseases	900	6%	3	Chronic lower respiratory diseases	993	7%
4	Accident	887	6%	4	Accident	947	7%
5	Cerebrovascular diseases	718	5%	5	Cerebrovascular diseases	683	5%
6	Alzheimer's disease	666	5%	6	Alzheimer's disease	650	5%
7	Suicide	418	3%	7	Diabetes mellitus	423	3%
8	Diabetes mellitus	408	3%	8	Suicide	365	3%
9	Chronic liver disease and cirrhosis	249	2%	9	Chronic liver disease and cirrhosis	249	2%
10	Influenza and pneumonia	235	2%	10	Influenza and pneumonia	231	2%
	All other causes	3,611	25%		All other causes	3,900	27%

2020 Preliminary				January-April 2021 Preliminary			
Rank	Total			Rank	Total		
		16,394	100%			5,392	100%
1	Diseases of heart	3,185	19%	1	Diseases of heart	1,069	20%
2	Malignant neoplasms	3,001	18%	2	Malignant neoplasms	1,020	19%
3	Covid-19*	1,355	8%	3	Covid-19*	421	8%
4	Accident	964	6%	4	Chronic lower respiratory diseases	277	5%
5	Chronic lower respiratory diseases	869	5%	5	Accident	268	5%
6	Cerebrovascular diseases	772	5%	6	Alzheimer's disease	233	4%
7	Alzheimer's disease	749	5%	7	Cerebrovascular diseases	232	4%
8	Diabetes mellitus	488	3%	8	Diabetes mellitus	164	3%
9	Suicide	419	3%	9	Suicide	127	2%
10	Chronic liver disease and cirrhosis	322	2%	10	Chronic liver disease and cirrhosis	108	2%
	All other known causes	4,243	26%		All other known causes	1,349	25%
	Pending investigation or in process of being coded for underlying cause	27	<1%		Pending investigation or in process of being coded for underlying cause	124	2%

Data for 2018-2019 are final; 2020 and 2021 are preliminary and are subject to change. Data for 2020 are based on records filed as of 5/26/2021; data for 2021 are based on records filed as of 6/7/2021.

Leading causes of death are based on the underlying cause of death, which is the condition that began the chain of events that ultimately led to the person's death. It is important to note there is lag in time between when the death occurred and when the death certificate is completed, submitted to the National Center for Health Statistics (NCHS) to be processed for underlying cause of death, and returned to the state of occurrence for reporting purposes.

**\*Covid-19 deaths in this table are based on deaths in which Covid-19 was the underlying cause of death. Covid-19 deaths in which Covid-19 was the underlying cause of death are a subset of Covid-19 related deaths which are shown on Idaho's [coronavirus.idaho.gov](https://coronavirus.idaho.gov) website, and therefore, will not match the mortality counts on the website. Deaths in which Covid-19 was not the person's underlying cause of death, but Covid-19 was listed on the death certificate as contributing to the person's death, are excluded from the Covid-19 underlying cause count in this table, and are included in the total and the person's cause of death.**

Source: Bureau of Vital Records and Health Statistics; Division of Public Health; Idaho Department of Health and Welfare.

Date issued: 6/11/2021.