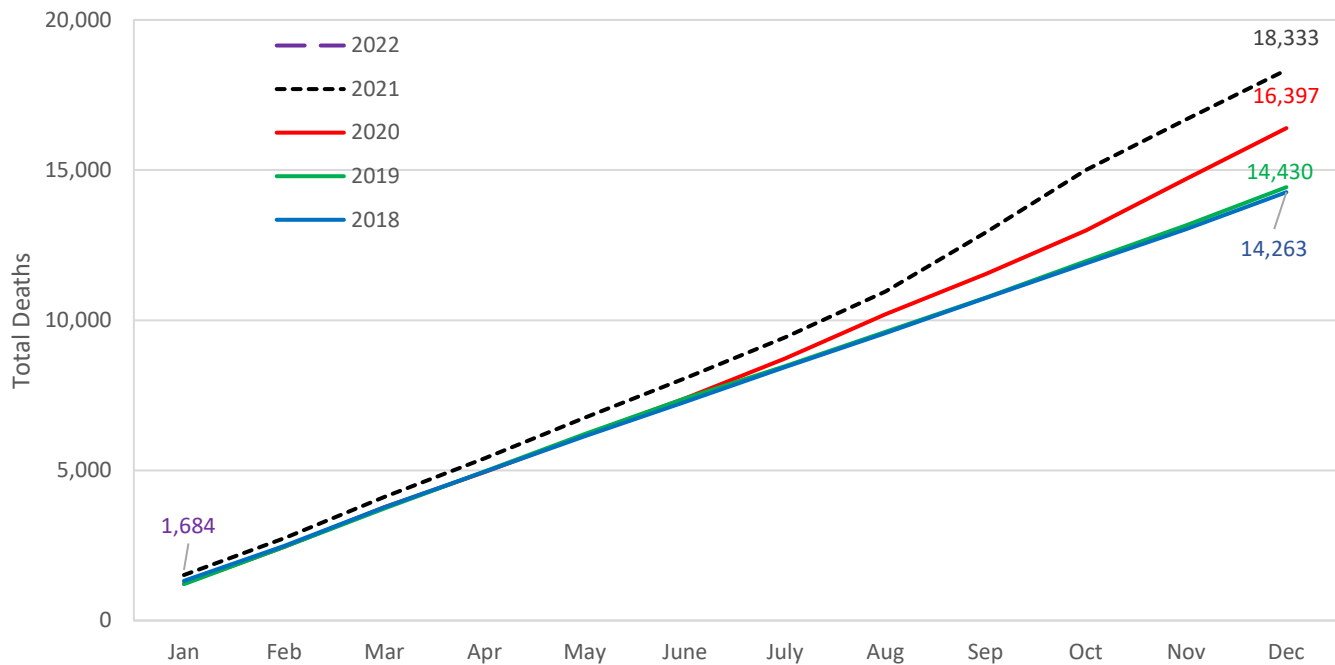


Idaho Resident Total Deaths
 Cumulative Number of Deaths by Month for 2018-2020, and 2021-2022 To-date (Preliminary)*



Total Deaths Among Idaho Residents by Month for 2018-2022 To-Date*

Year	Jan	Feb	Mar	Apr	May	June	July	Aug	Sep	Oct	Nov	Dec	Total
2022	1,684												1,684
2021	1,516	1,224	1,372	1,290	1,353	1,313	1,365	1,519	1,974	2,078	1,688	1,641	18,333
2020	1,231	1,220	1,325	1,169	1,233	1,223	1,332	1,470	1,340	1,446	1,712	1,696	16,397
2019	1,212	1,235	1,286	1,232	1,253	1,178	1,076	1,144	1,139	1,210	1,198	1,267	14,430
2018	1,322	1,164	1,283	1,185	1,183	1,137	1,165	1,133	1,174	1,144	1,139	1,234	14,263

Cumulative Total Deaths Among Idaho Residents by Month for 2018-2022 To-Date*

Year	Jan	Feb	Mar	Apr	May	June	July	Aug	Sep	Oct	Nov	Dec	Total
2022	1,684												1,684
2021	1,516	2,740	4,112	5,402	6,755	8,068	9,433	10,952	12,926	15,004	16,692	18,333	18,333
2020	1,231	2,451	3,776	4,945	6,178	7,401	8,733	10,203	11,543	12,989	14,701	16,397	16,397
2019	1,212	2,447	3,733	4,965	6,218	7,396	8,472	9,616	10,755	11,965	13,163	14,430	14,430
2018	1,322	2,486	3,769	4,954	6,137	7,274	8,439	9,572	10,746	11,890	13,029	14,263	14,263

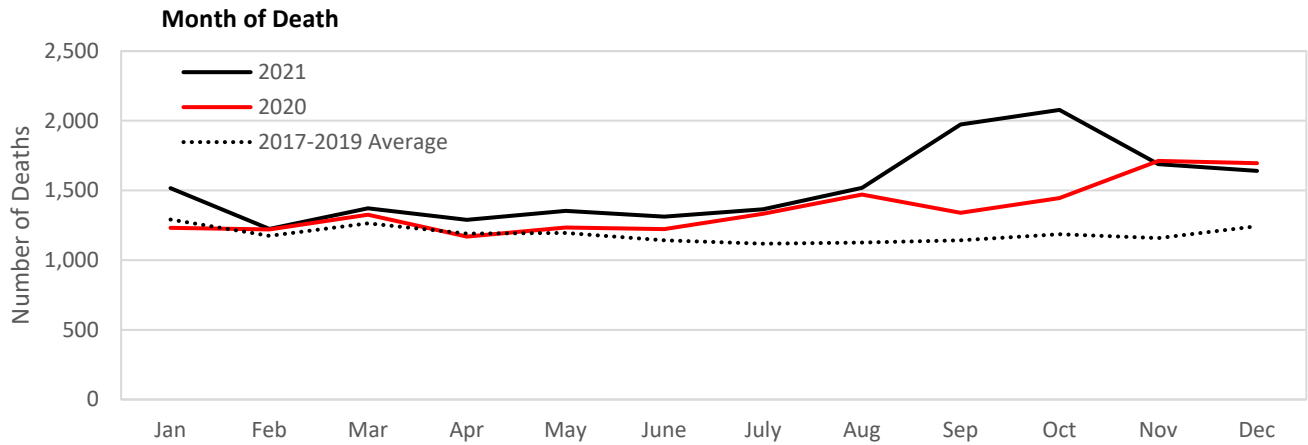
*Data for 2018-2020 are final; data for 2021-2022 are preliminary and are subject to change. 2021-2022 deaths are based on records filed as of 2/14/2022.

Deaths among Idaho residents include deaths which occurred in Idaho and out of state. Total deaths include deaths with known cause of death plus deaths in which the cause of death is pending investigation.

Source: Bureau of Vital Records and Health Statistics (BVRHS); Division of Public Health; Idaho Department of Health and Welfare.

Date issued: 2/15/2022.

Idaho Resident Deaths
Total and Average Number 2017-2019, 2020, and 2021 (Preliminary) by Month of Death



Year	Jan	Feb	Mar	Apr	May	June	July	Aug	Sep	Oct	Nov	Dec	Total
2021	1,516	1,224	1,372	1,290	1,353	1,313	1,365	1,519	1,974	2,078	1,688	1,641	18,333
2020	1,231	1,220	1,325	1,169	1,233	1,223	1,332	1,470	1,340	1,446	1,712	1,696	16,397
2019	1,212	1,235	1,286	1,232	1,253	1,178	1,076	1,144	1,139	1,210	1,198	1,267	14,430
2018	1,322	1,164	1,283	1,185	1,183	1,137	1,165	1,133	1,174	1,144	1,139	1,234	14,263
2017	1,340	1,124	1,225	1,153	1,147	1,111	1,113	1,105	1,116	1,204	1,140	1,229	14,007
2017-2019 Average	1,291	1,174	1,265	1,190	1,194	1,142	1,118	1,127	1,143	1,186	1,159	1,243	14,233

Deaths Among Idaho Residents by Underlying Cause and Month of Death, 2021 Preliminary

Cause	Jan	Feb	Mar	Apr	May	June	July	Aug	Sep	Oct	Nov	Dec	Total
Total	1,516	1,224	1,372	1,290	1,353	1,313	1,365	1,519	1,974	2,078	1,688	1,641	18,333
Diseases of heart	279	249	306	259	274	262	252	279	302	329	276	326	3,393
Malignant neoplasms	272	237	270	243	273	257	247	252	242	276	290	262	3,121
COVID-19*	217	88	54	63	54	46	51	204	583	565	278	200	2,403
Accident	86	67	84	85	115	117	95	101	105	81	86	62	1,084
CLRD	71	58	70	77	73	72	79	70	71	92	95	87	915
Alzheimer's disease	74	49	56	53	58	64	71	61	85	82	65	73	791
Cerebrovascular diseases	48	59	60	65	59	69	69	55	68	69	68	60	749
Diabetes mellitus	45	36	45	41	51	48	48	41	57	51	36	39	538
Suicide	32	41	31	36	28	31	25	35	31	37	27	20	374
CLD & C	34	24	27	26	29	26	23	27	22	35	47	27	347
Pending investigation	3	1	2	5	5	10	22	20	29	38	45	74	254
All other causes**	355	315	367	337	334	311	383	374	379	423	375	411	4,364

Data for 2017-2020 are final and 2021 are preliminary and are subject to change. Data for 2021 are based on records filed as of 2/14/2022.

***COVID-19 deaths are based on deaths in which the underlying cause of death was COVID-19. COVID-19 deaths based on the underlying cause of death are a subset of COVID-19 related deaths that are shown on Idaho's coronavirus.idaho.gov website, and therefore, will not match the mortality counts on the website. COVID-19 related deaths include deaths in which COVID-19 was the underlying cause plus deaths in which COVID-19 contributed to the person's death, but was not the underlying cause.**

**All other causes includes deaths in the process of being coded for the underlying cause of death.

Note: CLRD is short for Chronic lower respiratory diseases; CLD & C is short for Chronic liver disease and cirrhosis.

Source: Bureau of Vital Records and Health Statistics; Division of Public Health.

Date issued: 2/15/2022

Idaho Resident Deaths, Total 2018-2020 and 2021 (Preliminary) by Leading Cause of Death
Rank, Number of Deaths, and Percent of Total Deaths Per Year

2018

Rank	Cause	Deaths	Percent
	Total	14,263	100%
1	Diseases of heart	3,121	22%
2	Malignant neoplasms	3,050	21%
3	Chronic lower respiratory diseases	900	6%
4	Accident	887	6%
5	Cerebrovascular diseases	718	5%
6	Alzheimer's disease	666	5%
7	Suicide	418	3%
8	Diabetes mellitus	408	3%
9	Chronic liver disease and cirrhosis	249	2%
10	Influenza and pneumonia	235	2%
	All other causes	3,611	25%

2019

Rank	Cause	Deaths	Percent
	Total	14,430	100%
1	Diseases of heart	3,061	21%
2	Malignant neoplasms	2,928	20%
3	Chronic lower respiratory diseases	993	7%
4	Accident	947	7%
5	Cerebrovascular diseases	683	5%
6	Alzheimer's disease	650	5%
7	Diabetes mellitus	423	3%
8	Suicide	365	3%
9	Chronic liver disease and cirrhosis	249	2%
10	Influenza and pneumonia	231	2%
	All other causes	3,900	27%

2020

Rank	Cause	Deaths	Percent
	Total	16,397	100%
1	Diseases of heart	3,189	19%
2	Malignant neoplasms	3,002	18%
3	COVID-19*	1,357	8%
4	Accident	969	6%
5	Chronic lower respiratory diseases	869	5%
6	Cerebrovascular diseases	772	5%
7	Alzheimer's disease	749	5%
8	Diabetes mellitus	488	3%
9	Suicide	421	3%
10	Chronic liver disease and cirrhosis	322	2%
	All other causes	4,259	26%

2021 Preliminary

Rank	Cause	Deaths	Percent
	Total	18,333	100%
1	Diseases of heart	3,393	19%
2	Malignant neoplasms	3,121	17%
3	COVID-19*	2,403	13%
4	Accident	1,084	6%
5	Chronic lower respiratory diseases	915	5%
6	Alzheimer's disease	791	4%
7	Cerebrovascular diseases	749	4%
8	Diabetes mellitus	538	3%
9	Suicide	374	2%
10	Chronic liver disease and cirrhosis	347	2%
	All other known causes	4,364	24%
	Cause is pending investigation, unspecified, or is in the process of being coded for analysis.	254	1%

Data for 2018-2020 are final and 2021 are preliminary and are subject to change. Data for 2021 are based on records filed as of 2/14/2022.

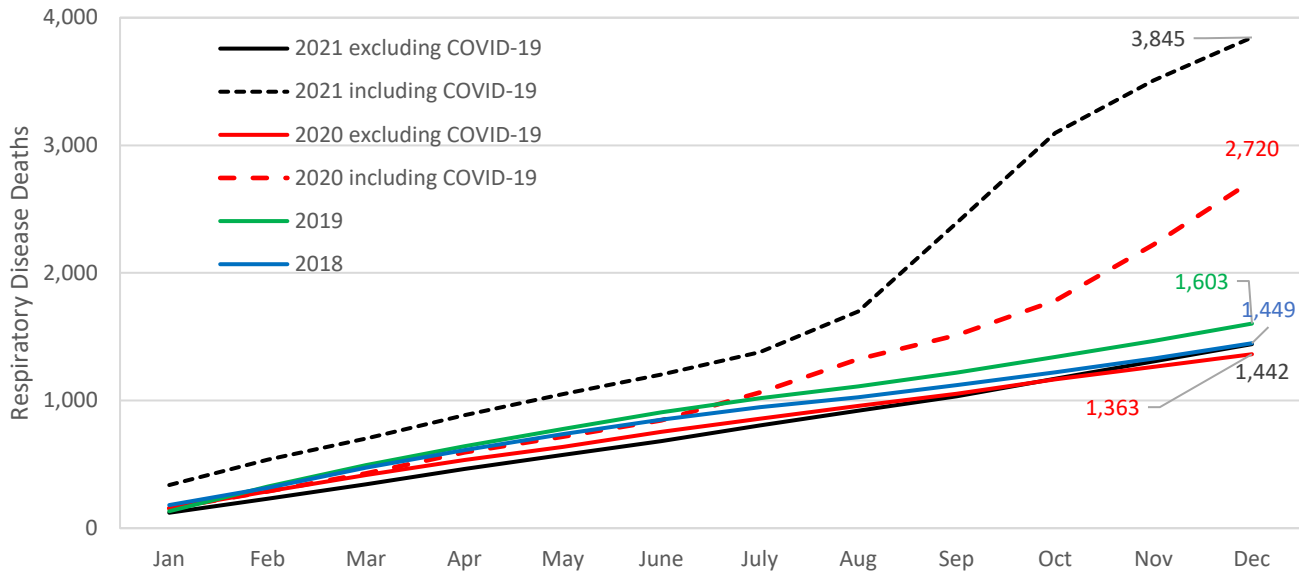
Leading causes of death are based on the underlying cause of death, which is the condition that began the chain of events that ultimately led to the person's death. It is important to note there is lag in time between when the death occurred and when the death certificate is completed, submitted to the National Center for Health Statistics (NCHS) to be processed for underlying cause of death, and returned to the state for reporting purposes.

***COVID-19 deaths in this table are based on deaths in which COVID-19 was the underlying cause of death. COVID-19 deaths in which COVID-19 was the underlying cause of death are a subset of COVID-19 related deaths which are shown on Idaho's coronavirus.idaho.gov website, and therefore, will not match the mortality counts on the website. Deaths in which COVID-19 was not the person's underlying cause of death, but COVID-19 was listed on the death certificate as contributing to the person's death, are excluded from the COVID-19 underlying cause count in this table, and are included in the total and the person's cause of death.**

Source: Bureau of Vital Records and Health Statistics; Division of Public Health; Idaho Department of Health and Welfare.

Date issued: 2/15/2022

**Respiratory Disease Deaths (Including and Excluding COVID-19 Deaths) Among Idaho Residents
Cumulative Number of Deaths by Month for 2018-2020 and 2021 (Preliminary)***



Respiratory Disease Deaths (Including and Excluding COVID-19) Among Idaho Residents by Month for 2018-2021 To-Date*

Year	Jan	Feb	Mar	Apr	May	June	July	Aug	Sep	Oct	Nov	Dec	Total
2021-	121	110	113	119	111	107	125	114	112	139	135	136	1,442
2021+	338	198	167	182	165	153	176	318	695	704	413	336	3,845
2020-	156	132	128	117	103	118	103	100	97	111	99	99	1,363
2020+	156	132	140	166	124	128	217	262	188	271	438	498	2,720
2019	133	192	168	148	137	131	110	93	106	124	124	137	1,603
2018	181	136	156	139	125	113	99	77	96	100	107	120	1,449

Cumulative Respiratory Disease Deaths (including and Excluding COVID-19) Among Idaho Residents by Month for 2018-2021 To-Date*

Year	Jan	Feb	Mar	Apr	May	June	July	Aug	Sep	Oct	Nov	Dec	Total
2021-	121	231	344	463	574	681	806	920	1,032	1,171	1,306	1,442	1,442
2021+	338	536	703	885	1,050	1,203	1,379	1,697	2,392	3,096	3,509	3,845	3,845
2020-	156	288	416	533	636	754	857	957	1,054	1,165	1,264	1,363	1,363
2020+	156	288	428	594	718	846	1,063	1,325	1,513	1,784	2,222	2,720	2,720
2019	133	325	493	641	778	909	1,019	1,112	1,218	1,342	1,466	1,603	1,603
2018	181	317	473	612	737	850	949	1,026	1,122	1,222	1,329	1,449	1,449

*Data for 2018-2020; **2021 are preliminary and are subject to change.**

2020- and 2021-: Respiratory disease deaths excluding COVID-19 underlying cause of death.

2020+ and 2021+ : Respiratory disease deaths including COVID-19 underlying cause of death.

Deaths occurring among Idaho residents may have occurred in Idaho or out of state. Respiratory disease including COVID-19 deaths are based on deaths in which a respiratory disease including COVID-19 was the underlying cause of death. Respiratory disease excluding COVID-19 deaths are based on deaths in which a respiratory disease excluding COVID-19 was the underlying cause of death.

The underlying cause of death is defined as the disease or injury that initiated the events resulting in death. COVID-19 deaths are based on deaths in which the underlying cause of death was COVID-19. COVID-19 deaths based on the underlying cause of death are a subset of COVID-19 related deaths that are shown on Idaho's coronavirus.idaho.gov website, and therefore, will not match the mortality counts on the website. COVID-19 related deaths are deaths in which the person died from COVID-19 or the person died from another cause, and COVID-19 was reported to contribute to the person's death.

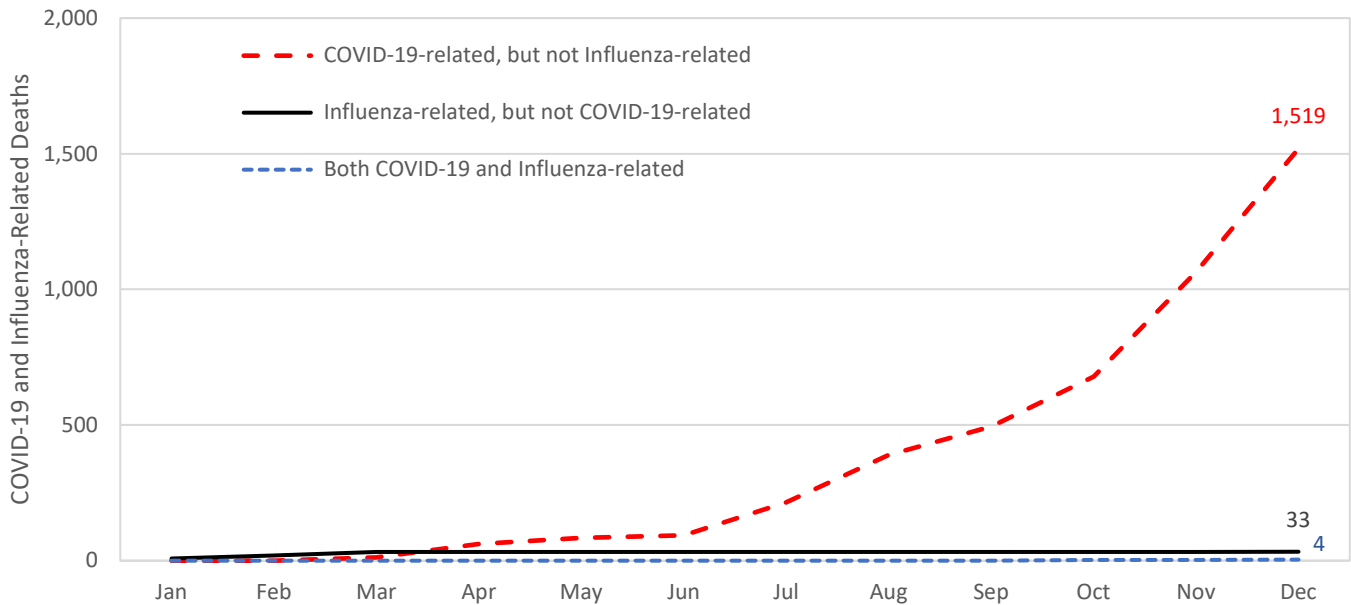
Respiratory diseases and their International Classification of Diseases, Tenth Revision (ICD-10) codes are: Influenza and Pneumonia (J09-J18), Chronic lower respiratory diseases (J40-J47), Adult respiratory distress syndrome (J80), Respiratory failure (J96), Respiratory arrest (R09.2), other diseases of the respiratory system (J00-J06, J20-J39, J60-J70, J81-J86, J90-J95, J97-J99, and U04), and COVID-19 (U07.1).

Source: Bureau of Vital Records and Health Statistics (BVRHS); Division of Public Health; Idaho Department of Health and Welfare.

Date issued: 2/15/2022.

COVID-19-Related Deaths, Influenza-Related Deaths and Both COVID-19 and Influenza-Related Deaths
Among Idaho Residents

Cumulative Number of Deaths by Month 2020



Total COVID-19- Related, Influenza-Related, and Both COVID-19 and Influenza-Related Deaths by Month in 2020

	Jan	Feb	Mar	Apr	May	Jun	Jul	Aug	Sep	Oct	Nov	Dec	Total
COVID-19 ¹	0	0	12	50	22	10	121	175	104	184	386	455	1,519
Influenza ²	8	11	13	0	0	0	0	0	0	0	0	1	33
Both ³	0	0	0	0	0	0	0	0	0	3	0	1	4

Cumulative COVID-19-Related, Influenza-Related and Both COVID-19 and Influenza-Related Deaths by Month in 2020 To-Date

	Jan	Feb	Mar	Apr	May	Jun	Jul	Aug	Sep	Oct	Nov	Dec	Total
COVID-19 ¹	0	0	12	62	84	94	215	390	494	678	1,064	1,519	1,519
Influenza ²	8	19	32	32	32	32	32	32	32	32	32	33	33
Both ³	0	0	0	0	0	0	0	0	0	3	3	4	4

*Data for 2020 are final.

The underlying cause of death is the defined as the disease that initiated the events resulting in death; other conditions reported on the death certificate are either conditions resulting from the underlying cause or health conditions the person had which contributed to their death. The three categories of death shown in this graph are mutually exclusive.

1. COVID-19-related, but not Influenza-related deaths are deaths in which COVID-19 was the underlying cause of death or COVID-19 contributed to the person's death; Influenza was not the underlying cause of death, nor contributed to the person's death.

2. Influenza-related, but not COVID-19-related deaths are deaths in which Influenza was the underlying cause of death or Influenza contributed to the person's death; COVID-19 was not the underlying cause of death, nor contributed to the person's death.

3. Both COVID-19-related and Influenza-related deaths are deaths in which both COVID-19 and Influenza were reported on the death certificate as either the underlying cause of death or contributing to the person's death.

Note: deaths among Idaho residents may have occurred in Idaho or out of state. COVID-19-related deaths shown in this table will differ from COVID-19-related deaths shown on Idaho's coronavirus.idaho.gov website.

The International Classification of Diseases, Tenth Revision (ICD-10) codes are: Influenza are (J09-J11), and COVID-19 (U07.1).

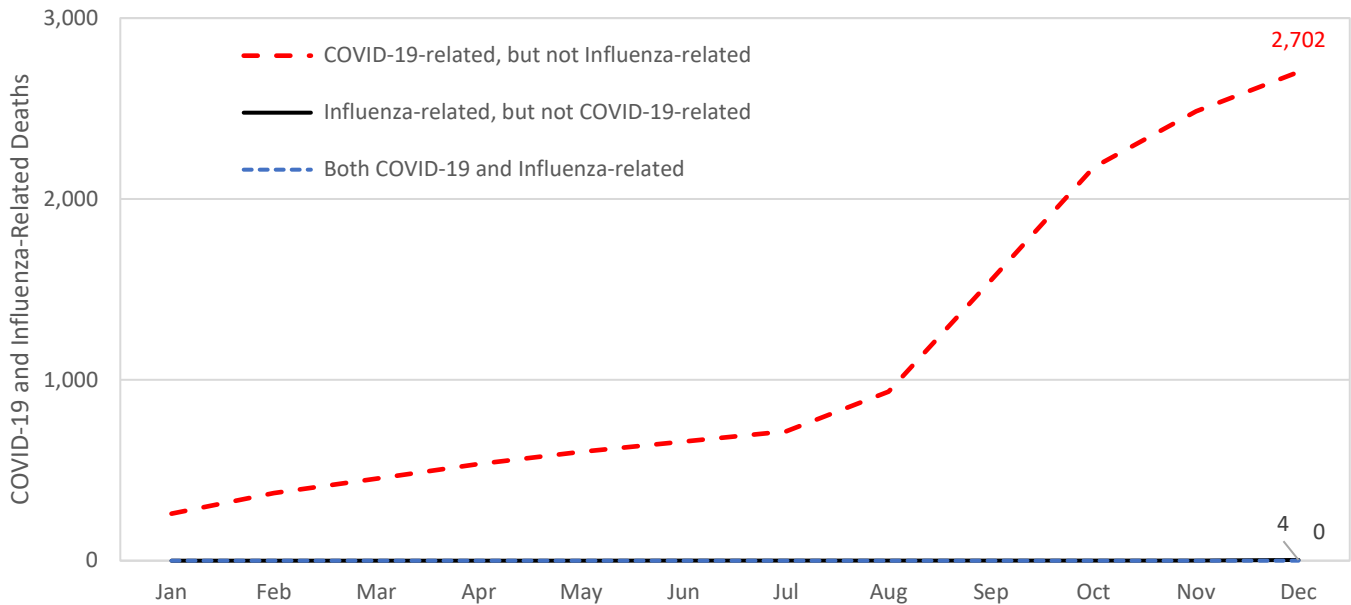
It is important to note there is lag in time between when the death occurred and when the death certificate is completed, submitted by the state to the National Center for Health Statistics (NCHS) to be processed for underlying cause of death, and returned to the state for reporting purposes.

Source: Bureau of Vital Records and Health Statistics (BVRHS); Division of Public Health; Idaho Department of Health and Welfare.

Date issued: 2/15/2022.

COVID-19-Related Deaths, Influenza-Related Deaths and Both COVID-19 and Influenza-Related Deaths
Among Idaho Residents

Cumulative Number of Deaths by Month 2021 (Preliminary)*



Total COVID-19- Related, Influenza-Related, and Both COVID-19 and Influenza-Related Deaths by Month in 2021*

	Jan	Feb	Mar	Apr	May	Jun	Jul	Aug	Sep	Oct	Nov	Dec	Total
COVID-19 ¹	260	114	80	81	67	56	58	219	618	622	309	218	2,702
Influenza ²	0	0	0	0	0	1	0	0	0	0	0	3	4
Both ³	0	0	0	0	0	0	0	0	0	0	0	0	0

Cumulative COVID-19-Related, Influenza-Related and Both COVID-19 and Influenza-Related Deaths by Month in 2021 To-Date*

	Jan	Feb	Mar	Apr	May	Jun	Jul	Aug	Sep	Oct	Nov	Dec	Total
COVID-19 ¹	260	374	454	535	602	658	716	935	1,553	2,175	2,484	2,702	2,702
Influenza ²	0	0	0	0	0	1	1	1	1	1	1	4	4
Both ³	0	0	0	0	0	0	0	0	0	0	0	0	0

*Data for 2021 are preliminary and are subject to change. Idaho resident deaths may have occurred in Idaho or out of state.

The underlying cause of death is defined as the disease that initiated the events resulting in death; other conditions reported on the death certificate are either conditions resulting from the underlying cause or health conditions the person had which contributed to their death. The three categories of death shown in this graph are mutually exclusive.

1. COVID-19-related, but not Influenza-related deaths are deaths in which COVID-19 was the underlying cause of death or COVID-19 contributed to the person's death; Influenza was not the underlying cause of death, nor contributed to the person's death.

2. Influenza-related, but not COVID-19-related deaths are deaths in which Influenza was the underlying cause of death or Influenza contributed to the person's death; COVID-19 was not the underlying cause of death, nor contributed to the person's death.

3. Both COVID-19-related and Influenza-related deaths are deaths in which both COVID-19 and Influenza were reported on the death certificate as either the underlying cause of death or contributing to the person's death.

Note: deaths among Idaho residents may have occurred in Idaho or out of state. COVID-19-related deaths shown in this table will differ from COVID-19-related deaths shown on Idaho's coronavirus.idaho.gov website.

The International Classification of Diseases, Tenth Revision (ICD-10) codes are: Influenza are (J09-J11), and COVID-19 (U07.1).

It is important to note there is lag in time between when the death occurred and when the death certificate is completed, submitted by the state to the National Center for Health Statistics (NCHS) to be processed for underlying cause of death, and returned to the state for reporting purposes.

Source: Bureau of Vital Records and Health Statistics (BVRHS); Division of Public Health; Idaho Department of Health and Welfare.

Date issued: 2/15/2022.